

**GENERAL**

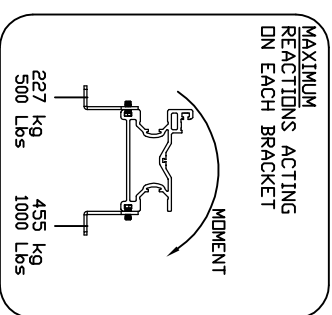
CLASSIFICATION: STAIR LIFT  
 MODEL: SL1000  
 CAPACITY: 158 kg [350 Lb]  
 SPEED: 0.1 m/sec [20'/min]  
 POWER SUPPLY: 110V, 15A, 60Hz, SINGLE PHASE  
 MOTOR: 1/2 HP-24 VDC / 110V AC CHARGER  
 DRIVE SYSTEM: RACK AND PINION  
 CONTROLLER: LUT125  
 MODEL: CPFS  
 TYPE: 100556887MTL-002  
 C UL US#: 24VDC  
 CONTROL VOLTS: CONTROLLED SPEED ENGINEERING LTD  
 MFR:

**ANCHORING**

WOODEN THREAD: ANCHOR EACH BRACKET SET USING A MINIMUM OF 4X Ø1/4 X 2" WOOD SCREW  
 REINFORCED CONCRETE ANCHOR EACH BRACKET SET USING A MINIMUM OF 4X SLEEVE ANCHORS 1/4-2"  
 METAL PLATE / BLOCK ANCHOR EACH BRACKET SET USING A MINIMUM OF 4X TRHU BOLT 1/4"  
 BRACKET POSITION: WITHIN 18 INCHES [457] OF EACH END OF EACH SECTION OF TRACK IN THE CENTER OF EVERY SECTION OF TRACK LONGER THAN 4 FEET  
 SUPPORT LOAD DIAGRAM

**PUBLIC PACKAGE INCLUDES:**

- KEYED SURFACE MOUNT CALL STATION
- OVERSPEED GOVERNOR
- EMERGENCY STOP WITH ALARM
- IN USE LIGHT AND ALARM (ONTARIO ONLY)
- 2252 ON/OFF KEY
- FOLDING ARM SWITCHES

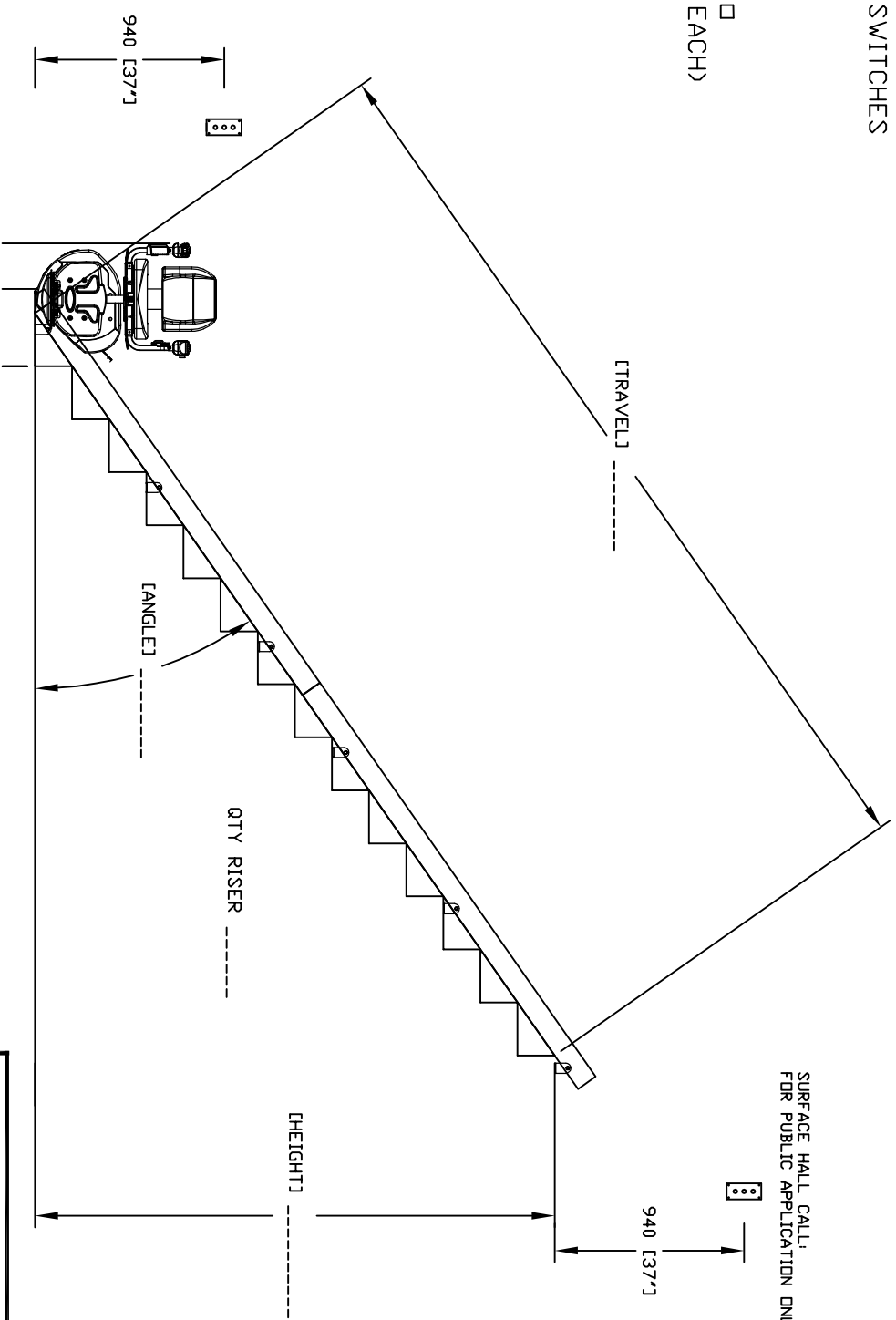
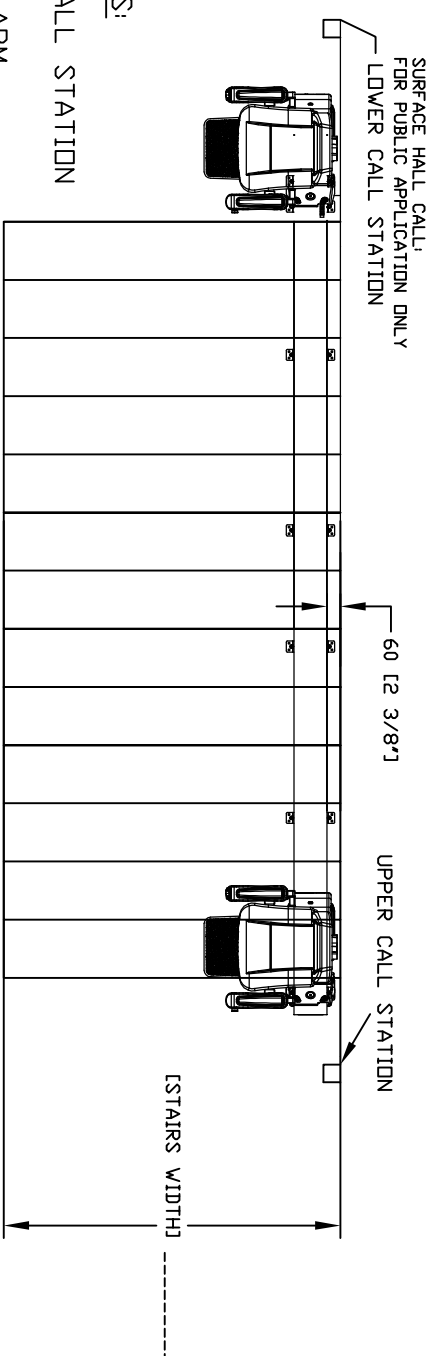
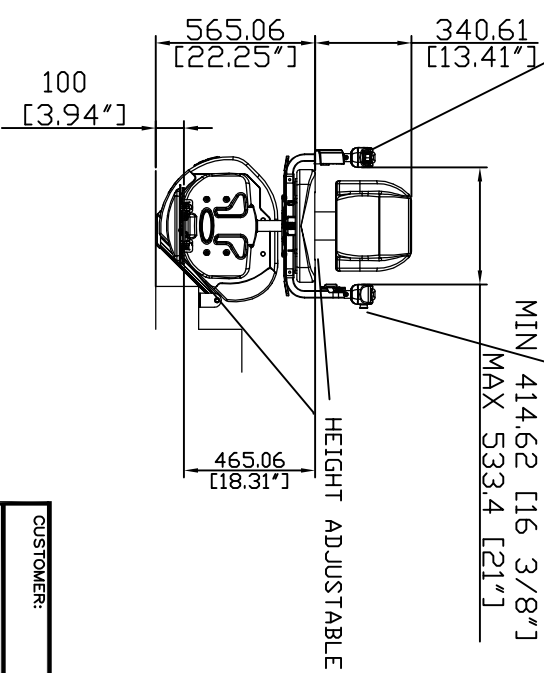


**OPTIONS**

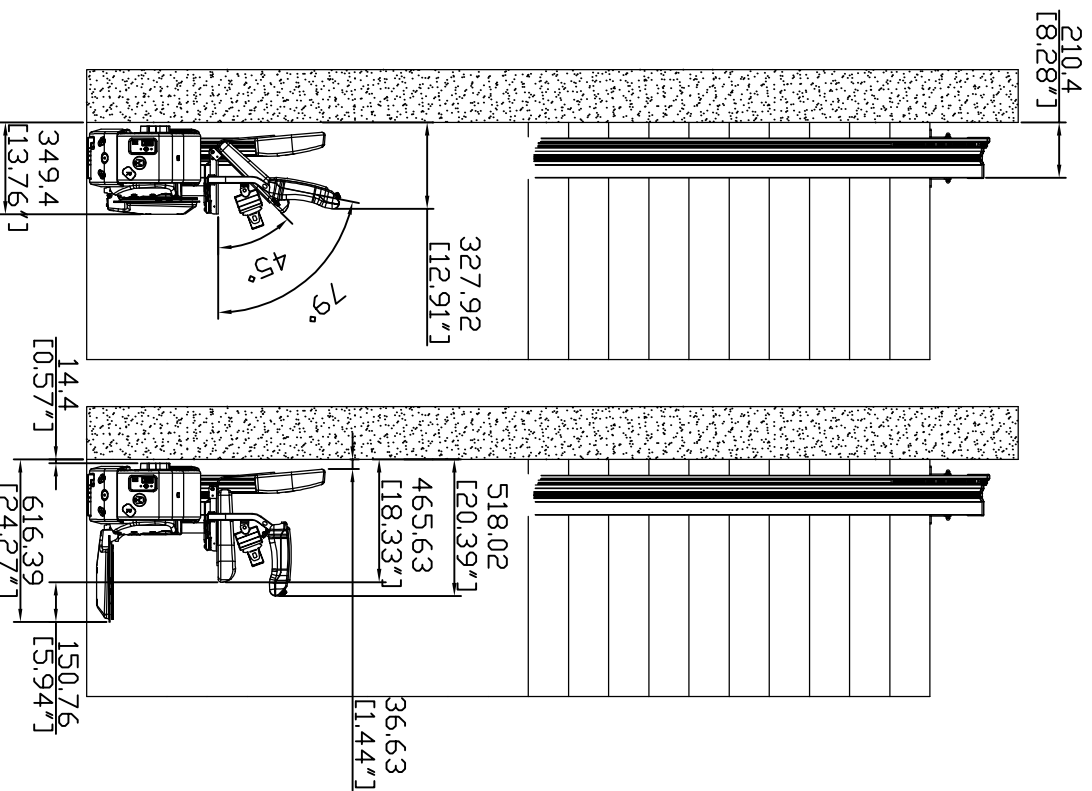
SIDE OF INSTALLATION: LEFT  RIGHT   
 QTY OF RAIL SECTION: ----- (94" EACH)  
 PUBLIC PACKAGE: YES  NO

EMERGENCY STOP & OPERATION KEY (PUBLIC APPLICATION)

MIN 414.62 [16 3/8"]  
 MAX 533.4 [21"]



LH SHOWN



SL1000

CUSTOMER: \_\_\_\_\_  
 PROJECT: \_\_\_\_\_  
 ADDRESS: \_\_\_\_\_

DATE: \_\_\_\_\_  
 REVISION DATE: \_\_\_\_\_  
 COMPLETED BY: ALEX B

Part No. SL1000  
 Variant No. N/A  
  
 SHEET No. 1 OF 1